


FOX TALES



February 3, 2010

Cub Scout Theme for January: Take Flight

Webelos Activity Badges for December: Athlete, Engineer

Boy Scout Topic: Flag Ceremonies / Climbing & Rapelling



Our Staff:

Bob Arnolde	630.761.0429	bobarnolde@walterdaniels.com
Mary Ann Griswold	630.377.3882	Activities@Foxvalleytfc.org
Howard Hansen	630.879.5259	Webmaster@Foxvalleytfc.org
Lin Fechner	630.897.1917	Membership@Foxvalleytfc.org
Joe Knopp	630.761.1721	the_knopps@ameritech.net

Training Co-Chairmen:

Dave Daly	630.513.0571	Training_Dave@Foxvalleytfc.org
Paul Nepermann	630.879.0321	Training_Paul@Foxvalleytfc.org

District Commissioner

Bob McLearn	630.406.0422	bobmclear@gmail.com
-------------	--------------	--

District Chairman:

Rich Hall-Reppen	630.926.6397	rhall-reppen@yahoo.com
------------------	--------------	--

Senior District Executive:

Wade Elder	630.584.9250	welder@bsamail.org
------------	--------------	--

*"A man never stands as tall as when he kneels to help a child."
--- The Knights of Pythagoras*

PACK RESOURCE SHEET

March 2010 Theme: Take Flight

Some of the purposes of Cub Scouting developed through this month's theme include:

Fun and Adventure. Cub Scouts will explore the exciting world of flight.

Personal Achievement. Boys will feel a sense of pride as they watch their creations take to the air.

Sportsmanship and Fitness. Boys will demonstrate good sportsmanship while participating in the pack kite derby or paper airplane derby.

The core value to be highlighted this month is:

Courage. Cub Scouts will learn of the courage it takes to follow one's dreams.

Opening Ceremony: Take Flight

Materials: Large cards with pictures of a plane, a bird, a kite, and a rocket ship

CUB SCOUT 1 (holds plane): Every day, thousands of planes Take Flight to deliver people and things all over the world.

CUB SCOUT 2 (holds bird): You can see many different birds Take Flight, making the world a more beautiful place.

CUB SCOUT 3 (holds kite): In the windy skies above, watch your own kite Take Flight. It's a time to relax and enjoy a wonderful part of nature.

CUB SCOUT 4 (holds rocket ship): It's so exciting to see rocket ships Take Flight and think about exploring the universe.

CUB SCOUT 5: Does your heart stir as you see our national flag Take Flight? Please stand and join me in saluting this great flag while repeating the Pledge of Allegiance.

Prayer: Dreams Taking Flight

"Thank you, God, for the dreams of the people who gave us the possibilities of flight. Thank you for the birds that inspired them as examples of how to do it. And thank you for the courage of those who kept trying until they succeeded."

Song: The Pilot and the Bird

Tune: "My Bonnie Lies Over the Ocean"

I went for a flight in my airplane,
To see all the clouds in the sky.
And when I was up in my airplane
I saw a small birdie fly by.

Chorus:

Fly high, fly low;
Oh, flying circles and feeling free.
Fly high, fly low;
Oh, what fun for the birdie and me.

He looked at me right through the window.
I saw he was doing his best
To teach me just how to fly circles.
Now it's time to show him my best.

Repeat chorus.

Applause: Paper Airplane

Pretend to fold a paper airplane. When the leader asks, "Everyone ready?" throw the plane and follow its path with your eyes and

head (look up, down, roll head around for a loop-de-loop, etc.). Follow the plane to the ground as it glides in for a landing and yell, "Perfect!"

Advancement Ceremony: Let's Go Fly a Kite

Materials: Kites representing each badge of rank, with the awards attached to them

CUBMASTER: Kites have a long and varied history. They were invented in China and were made of silk and bamboo. I'll bet you didn't know that kites were once used by the military for aerial photography and to deliver messages. The Wright brothers used large kites to test their ideas about flight before building their airplane. And we have all heard of Benjamin Franklin's famous experiment with a kite, a key, and a lightning bolt.

Our Cub Scouts have been working hard this month and are flying high. Let us recognize them for their achievements. (*As each rank is presented, the Cubmaster takes down the corresponding kite, calls up the boys and their parents, removes the badges and presents them, then presents the kite to the den leader.*)

To all of the boys who have soared this month, we congratulate you with a round of applause!

Cubmaster's Minute: Follow Your Dreams

"There's a very famous story about a boy who learned to fly with the help of a little pixie dust and a happy thought. You have learned this month that it takes much more than that to 'take flight.' It begins with dreams that turn into ideas. In making the ideas reality, one needs patience, perseverance, and courage. I encourage all of you to follow your dreams and persevere, and have the courage to accept the outcome."

Closing Ceremony: Flying

CUB SCOUT 1: We have spent this month learning all about things that fly.

CUB SCOUT 2: From birds to jets, there's a lot up in the sky.

CUB SCOUT 3: Folks had their dreams that got them off the ground.

CUB SCOUT 4: Aided by talent and luck, the universe they found.

CUB SCOUT 5: We all agree, flying is out of sight.

CUB SCOUT 6: Now our meeting is done and we will say, "Good night!"

Game: Balloon Jet Race

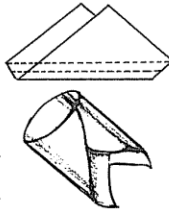
Equipment: One balloon per player (one color per team), with extra balloons as backups

Form teams. Give each team balloons of the same color, one balloon per team member. Have all players blow up their balloons to just short of popping and hold onto them without tying. Mark a starting point for each team and have the first player stand on that spot. At the signal, the first players let their balloons go. The second players go to the spots the first balloons landed and let their balloons go. Continue until all the team members have "raced" their balloons. Measure the distance from the starting point to the point the last balloon landed. The team with the greatest distance is the winner.

Project: Tube Glider

Materials: Printer paper, tape

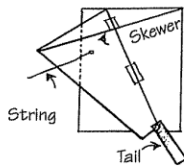
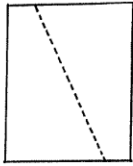
Fold paper diagonally so it looks like two triangles offset from each other. Fold up the longest side less than 1/2 inch. Fold up again. Bring together the two ends of the folded side, insert one end into the other, and tape them in place. Make sure the tube is smoothly round. The circle opening is the front and the narrow side of the tube is the top. Place two or three fingers between the two points at the bottom and gently push the glider.



Try making a smaller glider. As long as the paper is a rectangle in shape, it will work.

Project: Mini-Kite

Materials: Colored printer paper, kite string, bamboo skewer, tape, hole punch, plastic grocery bag, scissors



Fold paper in half to 8 1/2 inches by 5 1/2 inches. Fold back one flap at an angle. Place tape at the top and the center of the seam. Fold back the other side. Cut the skewer so it fits across the widest part of the kite (it will be 8 to 9 inches). Tape it in place. Turn the kite over and punch a hole in the spine about a third of the way down. Attach string. Cut the plastic bag so you make a strip about 1 inch wide, spiraling around the bag, into one long piece to use for a tail. Tape the tail at the bottom of the kite. Adjust the length of the tail as needed.

Audience Participation: Little Airplane

Divide audience into five groups. Assign each group a part to perform when the designated word or phrase is read in the story.

Little airplane: "I love flying!"

Clouds: "Rain, rain, go away."

Runway: "Take off! Zoom!"

Tower: "Cleared to go!"

Pilot: "This is the captain speaking."

THE STORY: Once there was a *little airplane* that was afraid of flying through *clouds*. He loved to hear the *tower* and taxi down the *runway* on sunny days to take his friend the *pilot* off to his destination into the bright blue skies. But when the *clouds* came out, the *little airplane* pretended to be out of *gas* or have a flat tire so he wouldn't have to fly that day. One day, there was a very important flight that the *pilot* needed the *little airplane* to make. It was a clear and sunny day to start out, but when the *pilot* got ready to go down the *runway*, the sky was full of *clouds*. The *little airplane* started to get nervous and upset when the *tower* said OK, and he didn't want to go down the *runway* at all. But his friend the *pilot* told him he knew the *little airplane* could do it, and the *runway* said it knew he could do it, and the *tower* said it knew he could do it. He decided to try. With all his courage put into his engines, the *little airplane* zoomed down the runway, after hearing the *tower* give the OK, and soared up to the *clouds*. The *little airplane* zoomed right through the biggest *cloud* in front of him and nothing happened! Everyone cheered! The *runway* blinked its lights; the *tower* boomed, "Hooray"; the *pilot* said, "Good job." And even the *clouds* said, "See? We aren't so bad." The *little airplane* congratulated

himself, saying, "I did it! I did it!" The *little airplane* never feared the *clouds* again.

Skit: Just Like the Wright Brothers

Materials: Chair, bicycle, large boxes, two large cardboard pieces for wings, wood or cardboard for a propeller

Scene: After the den meeting

CUB SCOUT 1: That was a great meeting today! Wasn't it fun learning about the Wright brothers and their flight at Kitty Hawk?

CUB SCOUTS 2, 3, and 4: Yes, it was!

CUB SCOUT 2: Don't you wish we could invent something and be just like the Wright brothers?

CUB SCOUTS 1, 3, and 4: Yeah!

CUB SCOUT 3: Hey, why don't we build a plane? We're Cub Scouts. We can do anything!

CUB SCOUT 4: That's a great idea. Then we can be ...

ALL (in unison): Just like the Wright brothers!

(All run off stage and return with pieces of the plane.)

CUB SCOUT 1: Here is the fuselage (*large boxes*).

CUB SCOUT 2: And here's a seat for the pilot (*chair*).

CUB SCOUT 3: I have the wings (*sheets of cardboard*).

CUB SCOUT 4: We can use this for a propeller (*board*).

(The boys assemble the plane. One sits on the chair. They look around and look confused.)

CUB SCOUT 1: We forgot something.

CUB SCOUT 2: We don't have an engine! We'll never get off the ground!

CUB SCOUT 3: And we'll never be ...

ALL (in unison): Just like the Wright brothers!

CUB SCOUT 4: Wait! I have an idea. *(Runs off stage and comes back on his bicycle.)*

CUB SCOUT 1: What are you doing? That's not an engine!

CUB SCOUT 4: Don't you remember? The Wright brothers owned a bicycle shop before they started flying. We can all ride our bikes and still be ...

ALL (in unison): Just like the Wright brothers! *(All exit.)*

WEBELOS ACTIVITY BADGE PROJECTS

Athlete: Jump the Bean Bag

Materials: Clean sock, beans, rope about 10 feet long

Put beans in the sock and tie it to an end of the rope. The leader stands in the center of the circle made up of the players facing him. The leader swings the bean bag around the circle at ankle height. The players must jump over the bean bag or be hit against their shoe. Once a player is hit, he must leave the circle. The last player left is the winner.

Engineer: Aeronautical Engineer

Materials: Paper to make paper airplanes

Boys all work together to make a paper airplane. One boy starts by making the first fold of the airplane. The next boy does the second fold. They continue until all the boys have had a turn and the plane is complete. Test to see how the plane flies. If anyone wants to make an adjustment, make only one change at a time. If the den is large, have two teams. Teams could compete for the best design.

CAMPORALL 2010 - May 14-16, 2010
SCOUT-O-RAMA - May 15, 2010

Celebrating the Adventure ~ Continuing the Journey

Join 5,000 of your fellow Three Fires Council Scouts & Scouters as they celebrate the 100th anniversary of Scouting at Camporall. Camporall is an entire weekend of camping at St James Farm. This event is being held in conjunction with Scout-O-Rama. Scout-O-Rama is an entire day of Scouting activities, displays, games and FUN designed for Scouts of all ages, parents, siblings, and the general public to CELEBRATE, PARTICIPATE, and EXPERIENCE Scouting at its best in the Three Fires Council.

Camporall is open to all registered Three Fires Council Scouts, their units and their leaders; Cub Scout Packs, Boy Scout Troops and Venture Crews (NO FAMILY CAMPING!). **ONLINE REGISTRATION has begun!** We are limited to 5,000 campers at St. James Farm and therefore, **we ask that one person from each unit do the registrations.** We are unable to accommodate siblings or other non-Scout youth. Registration will be open to other Councils wishing to participate in Camporall starting on March 1st.

Scouts in Uniform

The 100th Anniversary of Scouting in America is February 8, 2010. Show your support and wear your uniform to any public event on this day. Please pass this suggestion on to other Scouts and leaders.

Lord Baden Powell University of Scouting

March 19-21, 2010 at Camp Wonderland, Camp Lake, WI; LBPU offers introductory, supplemental, and advanced training for all functions related to commissioner service, membership, finance, and program for Cub Scouts, Boy Scouts, Venturing, Varsity, and Sea Scouting. For more information, visit www.LBPU.org.

Outdoor Leader Skills

April 12, 16-18, 2010 at Camp Big Timber, Elgin; Must attend all dates to complete course, this training is necessary for a Scoutmaster, ASMs, and Varsity Coaches to earn their Trained patch. Online & paper registration for this course will begin Feb1st.

Outdoor Leader Skills-Webelos

April 12, 16-17, 2010 at Camp Big Timber, Elgin; Must attend all dates to complete course, this training is necessary for a Webelos Den Leader to take a Webelos Den camping, It's also necessary to earn the Webelos Den Leader Award Training Knot. Online & paper registration for this course will begin Feb1st.

NYLT: National Youth Leadership Training

June 20-26, 2010 at Scout Adventure Camp, Rochelle; seven day outdoor training conference for youth leaders, which supports the Scoutmaster's responsibility for training junior leaders. Through presentations and positive experiences in goal setting, planning and problem solving, participants learn how to set a clear course toward realizing their team and individual visions, and then begin to put themselves in the center of those pictures of future success. Participants must be 13 years old by January 1, 2010, be First Class rank or higher, serve in a leadership position, and have long term camping experience. Since the conference will take place in a camp setting, the Scouts should have skills in camping, hiking, and cooking. Forms available at roundtables, TFC website & from your Scoutmasters.

Fox Valley District Dinner

Please Join us for a night of fun and fellowship
Saturday March 6, 2010
Location to be Announced

7:00 PM Social Hour
8:00 PM Opening and Dinner
9:00 PM Recognition and Awards

Awards to be presented:

The District Award of Merit - [Nomination Form](#) Due February 10, 2010
Acorn Awards - [Nomination Form](#) Due February 20, 2010

February 2010

- 3 Fox Valley District Roundtable - 7:00 PM - Fox Ridge School - St. Charles, IL (On Tyler Rd. 1 block West of Kirk Rd.) Registration - 6:45 PM**
- 6 Fox Valley Winterall - LeRoy Oakes Forest Preserve**
- 10 District Committee Meeting - 7:00 PM- Geneva American Legion**
- 19 Three Fires Council - 2009 Eagle Recognition Banquet**
- 24 District Commissioners Meeting - 7:00 PM - Geneva American Legion**
- 28 Last Day of Troop OA elections**

March 2010

- 3 Fox Valley District Roundtable - 7:00 PM - Fox Ridge School - St. Charles, IL (On Tyler Rd. 1 block West of Kirk Rd.) Registration - 6:45 PM**
- 6 OA Lodge Bowl-A-Thon**
- 6 Fox Valley District Dinner**
- 10 District Committee Meeting - 7:00 PM- Geneva American Legion**
- 13 Fox Valley Pinewood Derby - Grace McWayne School - Batavia**
- 24 District Commissioners Meeting - 7:00 PM - Geneva American Legion**
- 31 Last Day to turn in Charter Paperwork**

April 2010

- 7 Fox Valley District Roundtable - 7:00 PM - Fox Ridge School - St. Charles, IL (On Tyler Rd. 1 block West of Kirk Rd.) Registration - 6:45 PM**
- 14 District Committee Meeting - 7:00 PM- Geneva American Legion**
- 28 District Commissioners Meeting - 7:00 PM - Geneva American Legion**

May 2010

- 5 Fox Valley District Roundtable - 7:00 PM - Fox Ridge School - St. Charles, IL**
- Program Kickoff and Troop Cooking Demonstration**
(On Tyler Rd. 1 block West of Kirk Rd.) Registration - 6:45 PM
- 7-9 OA Spring Fellowship - Camp Freeland Leslie - Oxford, Wisconsin**
- 12 District Committee Meeting - 7:00 PM- Geneva American Legion**
- 14-16 Three Fires Council Camp-O-Rall - Cantigny Park and St. James Farm Forest Preserve**
- Scouting 100th Anniversary Celebration**
- 19 Fox Valley FOS Sporting Clays Event - St. Charles Sportsmans Club (Tentative)**
- 26 District Commissioners Meeting - 7:00 PM - Geneva American Legion**